

A variation of the FIREROD cartridge heater, this metric version was built to meet the exacting specifications of the global market. Like its counterpart, the metric FIREROD consistently outperforms other cartridge heater because of its design solutions such as exclusive resistance wire winding process. Plus details, like bringing the resistance wire closer to the sheath and compacting the MgO insulation, maximize heat transfer. The end result is longer service life and better efficiency.



Performance Capabilities

- Part temperatures to 1400°F (760°C) on Incoloy sheath
- Watt Densities to 400W/in² (60W/cm²)

Features and Benefits

Nickel-chromium resistance wire

- Assures even and efficient distribution of heat to the sheath because the wire is precisely wound and centered in the heater

Conductor pins

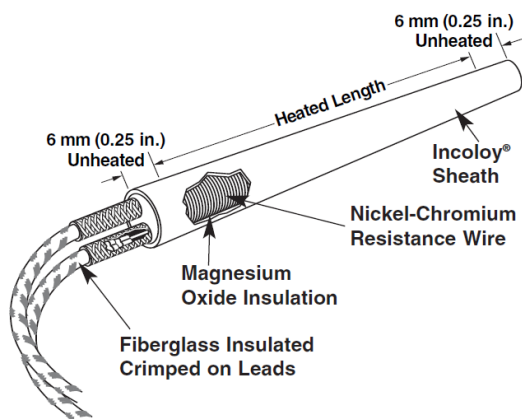
- Ensures a trouble-free electrical connection because of the metallurgical bond between the conductor pins and resistance wire

Magnesium oxide insulation of specific grain and purity

- Results in high dielectric strength and contributes to faster heat-up

Incoloy® sheath

- Resists oxidation and corrosion from many chemicals, heat or atmospheres
- Able to withstand very high temperatures



Minimal spacing between the element wire and sheath

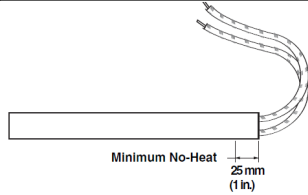
- Results in lower internal temperature, providing the ability to design with fewer or smaller heaters that operate at higher watt densities
- Faster startup and longer life

UL® and CSA approved flexible stranded wires

- Insulates the wires to temperatures of 250°C (480°F)

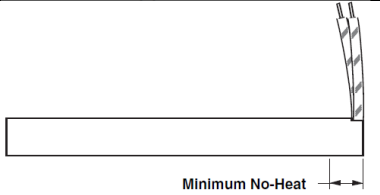
Termination Options

Swaged In Leads



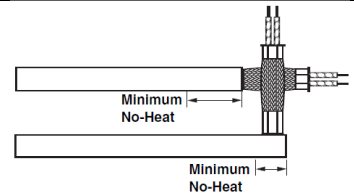
Recommended for applications where leads must be bent at the exit point from the heater.

Right Angle Leads



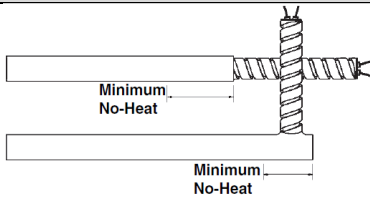
Used in applications with space limitations. Lead wires exit at a 90° angle.

Stainless Steel Braid



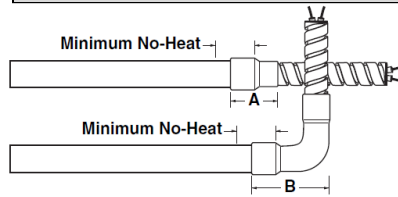
Designed to protect leads from abrasion against sharp edges.

Stainless Steel Hose



Provides the best protection from abrasion against sharp edges

Galvanized Conduit



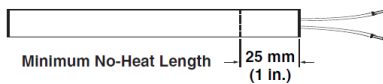
Equal to stainless steel hose, conduit is attached with a 90° elbow, overlapping the sheath

Teflon Seal & Leads



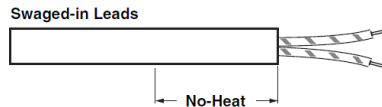
Protect the heater against moisture and/or contamination from oil, solvents, fumes or tapes.

Silicone Rubber Seals & Leads



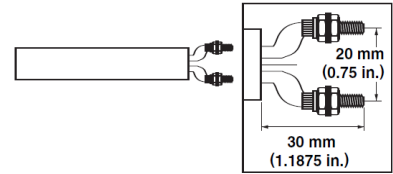
Protect the heater against moisture and/or contamination from oil, solvents, or fumes

No-Heat Section



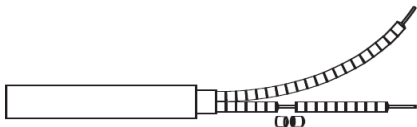
Recommended where leads are exposed to excessive heat, requiring a cooler lead end

Post Terminals



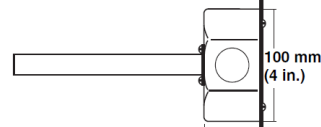
Provide a quick, secure connection with ring or fork connectors or bus bars.

Ceramic Bead Insulation



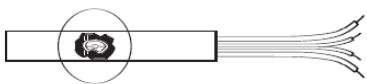
Protection from high ambient temperature above 840°F (450°C)

Terminal Box

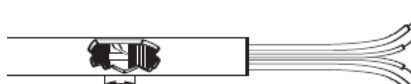


NEMA 1,4 and 7 boxes are mounted to a flange or threaded fitting

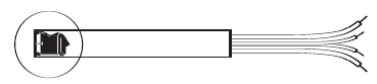
Internal Thermocouple



Style A – used to evaluate heat transfer efficiency of an application



Style B – provides a good approximation of part temperature



Style C – useful in applications where material flows past the end of the heater



Metric Firerod® Cartridge Heater
