


Band/Barrel Heaters

THINBAND® Mica Heaters

The THINBAND® heater from Watlow® is a patented redesign of the mica band. THINBAND heaters have faster delivery and install easily, keeping costs down and machines running.

Performance Capabilities

- Sheath temperatures to 900°F (480°C)
- Watt densities to 55 W/in² (8.5 W/cm²)



Features and Benefits

Flexible, one-piece design

- Makes installation easier on plastic processing equipment because it can open to full diameter of the barrel without internal damage to the heater
- Installs on a barrel without removing other band heaters already in place

Same day shipment on more than 1,000 variations available because of Watlow's Lead Adapter (LA) manufacturing method

- Reduces inventories and costly downtimes

Only one set of leads or terminals are needed

- Ends the need for two sets required by cumbersome, two-piece replacement heaters

QUICK CLAMP

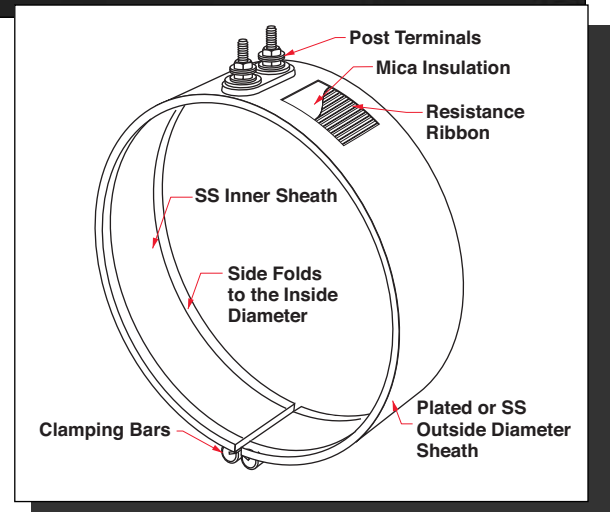
- Opens to fit over barrels and snaps in place with one easy flip of its latching lever
- Eliminates the need to remove other heaters

No folds on the outside of the heater

- Resists contamination
- Provides permanently attached clamping bars

Applications

- Extruders
- Blown film dies
- Injection molding machines
- Other cylinder heating applications



Band/Barrel Heaters

THINBAND Mica Heaters

Applications and Technical Data

Operating Factors

You can use as low of a watt density rating as your application permits. A close match of the heat supplied to the actual requirements will reduce temperature overshoot, reduce cycling and increase the life of any band heater you use.

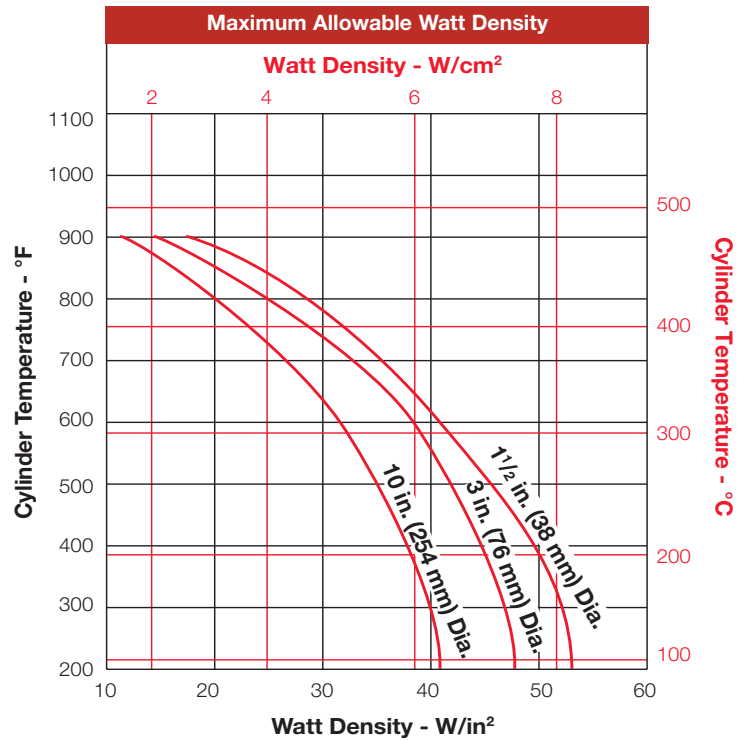
Calculate the **safe maximum wattage** for your heater using:

Heated Area x Maximum Watt Density

Calculate the **heated area** of your band heater by subtracting the no-heat area from the total area in contact with the cylinder (3.14 x I.D. x width). Subtract the no-heat area at the terminals (from table) and any additional no-heat area caused by holes, slots or oversize gaps.

Determine the maximum watt density of your heater from the *Maximum Allowable Watt Density* graph. The curves are based on narrow heaters mounted on a smooth steel cylinder. Apply the necessary correction factors:

- For heaters 2¼ in. to 5 in. (57 mm to 127 mm) wide multiply watt density by 0.8.
- For high expansion cylinders (aluminum or brass), reduce the watt density by 3 W/in² (0.46 W/cm²).
- For heaters 2¼ in. to 5 in. (57 mm to 127 mm) wide installed on a high-expansion cylinder, reduce watt density by a total of 3 W/in² (0.46 W/cm²) only.
- For regular cylinder surfaces other than smooth, machined finish, reduce watt density by 3 W/in² (0.46 W/cm²).
- For heaters that will be insulated or enclosed, contact your Watlow representative for specific watt densities.
- For units greater than 14 in. (356 mm) diameter, consult the *THINBAND Recommended Clamping Options* graph on page 520.
- For units used in vertical applications, contact your Watlow representative for application assistance.



No-Heat Area for THINBAND Barrel (All Terminations)

Heater Type	Heater Size		No-Heat Area Standard Gap % in. in. (mm)
	Diameter in. (mm)	Width in. (mm)	
One Piece	Less than 2½ (64)	Up to 7 (178)	1¼ (32) x width
Two Piece	5 (127) or more	More than 3 (76)	2½ (64) x width

Band/Barrel Heaters

THINBAND Mica Heaters

Applications and Technical Data (Continued)

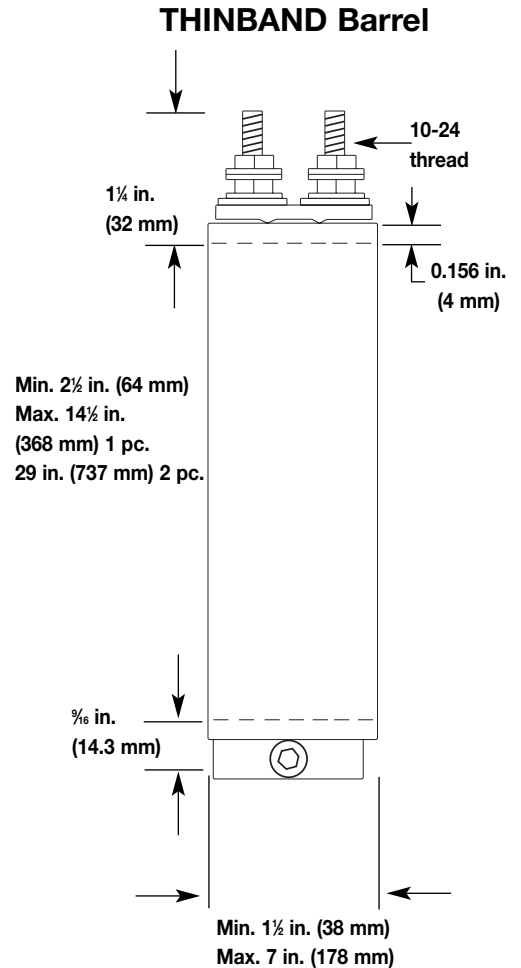
Check the table to be certain the variations and lead arrangements you order are available on the heater size you require. If you need to exceed any limitations, please contact your Watlow representative.

Physical Limitations of Lead Variations

Heater Type	Diameter		Width	
	Min. in. (mm)	Max. in. (mm)	Min. in. (mm)	Max. in. (mm)
1 pc. const.	1 (25)	14 ½ (368)	1 ½ (38)	7 (178)
2 pc. const.	5 (127)	29 (737)	1 ½ (38)	7 (178)
<i>Nozzle</i>				
Type A	1 (25)	4 (102)	1 (25)	6 (152)
Type L	1 (25)	4 (102)	1 (25)	6 (152)
<i>Barrel</i>				
Type T	2 ½ (64)		1 ½ (38)	7 (178)
Type H	2 ½ (64)		1 ½ (38)	7 (178)
Type F, FR	2 ½ (64)		1 ½ (38)	7 (178)
Type E	2 ½ (64)		1 ½ (38)	7 (178)
Type C, BR	2 ½ (64)		1 ½ (38)	7 (178)
Type K, KR	2 ½ (64)		1 ½ (38)	7 (178)
Terminal Box	3 ½ (89)		1 ½ (38)	7 (178)
<i>European Plug</i>				
1 pc. vertical	2 ½ (64)	14 ½ (368)	1 ½ (38)	7 (178)
1 pc. horizontal	2 ½ (64)	14 ½ (368)	1 ½ (38)	7 (178)
<i>Welded Barrel Nuts</i>				
1 pc.	2 ½ (64)	14 ½ (368)	1 ½ (38)	7 (178)

Note: Some combinations of maximums and minimums cannot occur on the same heater. Check the table to be certain the variations and lead arrangements you order are available on the heater size you require. If you need to exceed any limitations, please contact your Watlow representative.

Standard gap is ⅜ in. (9.5 mm) between clamp bars.



Band/Barrel Heaters

THINBAND Mica Heaters

QUICK CLAMP Option

With QUICK CLAMP, the THINBAND heater can be secured tightly in place in a matter of seconds. The spring-loaded clamp secures the heater tightly around the barrel with an easy flip of the lever.


Benefits of QUICK CLAMP

- THINBAND with QUICK CLAMP fits over barrels and snaps in place with easy flip of its latching lever
- Hot change-outs are completed in seconds
- Spring tensioned clamp keeps the THINBAND heater tight against barrel—will not loosen over time
- Ideal for vertical applications
- Available on selected stock and made-to-order THINBAND barrel heaters—minimum 4 in. (102 mm) diameter, 1½ in. (38 mm) width
- Standard gap is ½ in. (13 mm)

QUICK CLAMP eliminates tools, loose parts and hassle



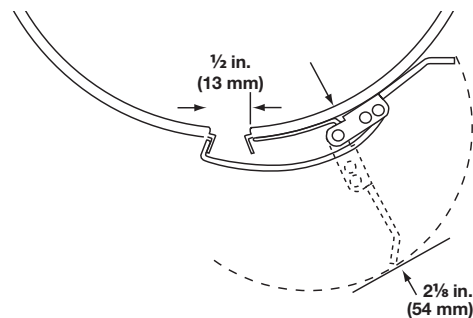
- THINBAND opens up to fit over barrel. There is no need to remove other heaters.



- One easy flip of the latching lever and QUICK CLAMP shuts, completing installation.

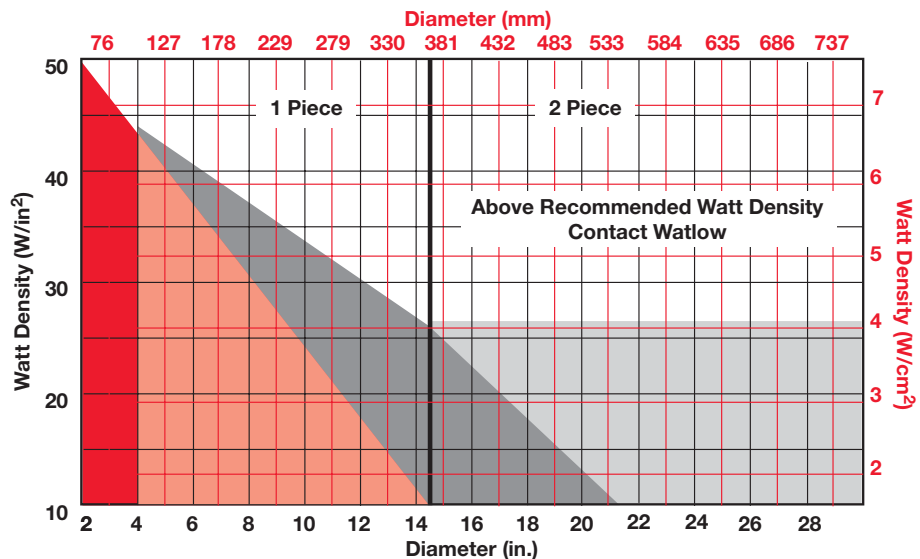
Clearance Dimensions

Width Range in. (mm)	Number of QUICK CLAMPS	Distance Between Clamps in. (mm)
1½ (38) to 2¼ (68.3)	1	NA
2¾ (70) to 3¼ (93.7)	2	½ (13)
3¾ (95) to 4¼ (119.1)	2	1 (25)
4¾ (121) to 5¼ (141.5)	3	½ (13)
5¾ (146) to 7 (178.0)	3	1 (25)



Recommended Clamping Options THINBAND Barrel Products

- Clamp Bars**
- Clamp Bars or QUICK CLAMP**
above 4 in. (102 mm) diameter
- QUICK CLAMP**
For 2 piece:
Clamp bar at other gap
- Coil Spring**
For 2 piece only:
Clamp bar at other gap



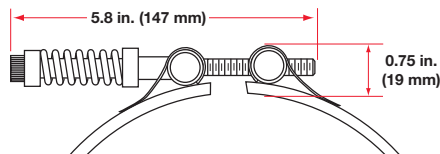
Notes: Widths 4 in. (102 mm) and over add 2 in. (51 mm) to diameter then reference chart clamp selection.

Band/Barrel Heaters

THINBAND Mica Heaters

Clamping Variations

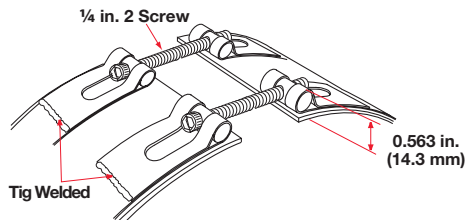
Tig-Welded Barrel Nuts with Spring-Loaded Clamping



Tig-welded barrel nuts with spring-loaded clamping are used during start-up to maintain a tight heater fit on large barrels. Stainless steel top metal is required.

Refer to the *THINBAND Recommended Clamping Options* graph on page 520. This option is mandatory on vertical applications. To order, specify **spring loaded clamping**.

Tig-Welded Barrel Nuts



An ideal way to provide access for instrumentation is to specify an oversized gap between the heater ends. If the THINBAND clamp bar screw interferes with the positioning of the instrumentation device, tig-welded barrel nuts are recommended. Stainless steel top metal is required. Maximum gap is 1 in. (25 mm). Specify **tig-welded barrel nuts** and **gap dimension** when ordering.

Variations

Non-Stock Option

Holes

An economical way to provide access for instrumentation is to specify an oversized gap between the heater ends.

A hole in the sheath should be specified only when all the cylinder surface adjacent to the hole must be heated.

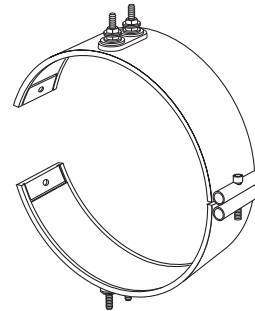
When required, one hole may be provided in nearly any location as long as there is at least 1 in. (25 mm) between the hole and one side of the heater.

Standard hole sizes up to 2 in. (51 mm) diameter.

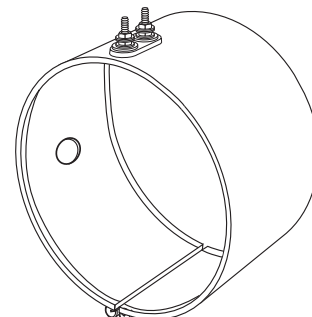
Contact your Watlow representative for limitations.

For proper hole location, a **dimensional drawing or custom supplied sample heater is required.**

Clamping Pads Non-Stock Option



Clamping pads are used when an obstruction would prevent a standard full circumferential heater from fitting completely around a machine barrel. The clamping pads have a hole to allow easy fastening to the machine barrel. **Dimensional drawing or customer supplied sample heater is required** when ordering.

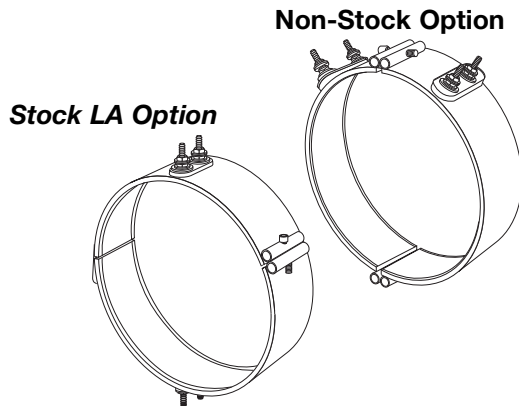


Band/Barrel Heaters

THINBAND Mica Heaters

Variations (Continued)

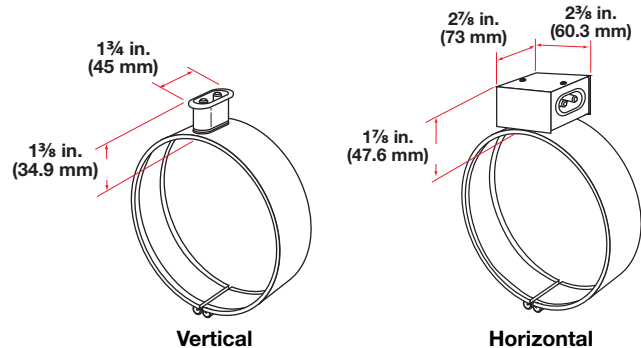
Two-Piece Band Heaters



Two-piece construction is available on heaters 5 in. (127 mm) or greater in diameter. Heaters 1½ in. (38 mm) wide and greater with post terminals have the two terminals side-by-side.

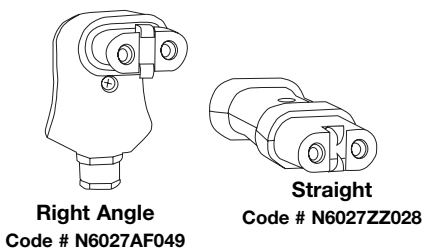
Note: When ordering two-piece band heaters, specify the **volts** and **watts per half**. On two-piece units with leads, you must also specify the **power supply voltage**. Example: a two-piece band that is 240V~(ac) per half may be wired in series to a 480V~(ac) power supply. In this case the band heater lead wire insulation must be rated for 480V~(ac). Available from stock by combining two one-piece heaters to create a large diameter. Terminations will be 90° from each gap. **QUICK CLAMP** must be supplied at one gap when ordering.

High-Temperature “Quick Disconnect” European Style Plugs Stock Options



They provide the simplest and safest way to apply power to band heaters. The combination of high temperature male and female “quick disconnect” plug assemblies eliminates all live exposed terminals and electrical wiring that can be a potential hazard to employees or machine. Maximum 15 amperes at 240V~(ac), maximum 240 volts. When ordering, specify **vertical** or **horizontal** European plug.

High-Temperature “Quick Disconnect” European Style Female Adapters Stock Options



Available as an accessory item that must be used in conjunction with high-temperature “quick disconnect” European style plugs.

Specify code number **N6027AF049** or **N6027ZZ028** and quantity.

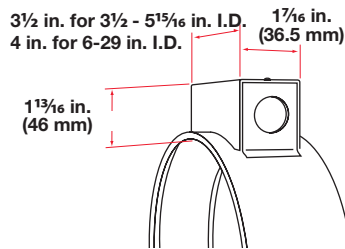
Band/Barrel Heaters

THINBAND Mica Heaters

Variations (Continued)

Metallic Terminal Box

Stock Option



Metallic terminal boxes are available on heaters 3½ in. (89 mm) diameter or larger. Terminal boxes are attached to the heater to cover the terminals for an added safety feature. Conduit may be attached to the box through ⅝ in. (22.2 mm) diameter holes in the ends of the box. Terminal box is available on one or two-piece stock THINBAND heaters. When ordering, specify **terminal box**.

Metric Clamp Bars and Screws

Metric hardware is available on made-to-order THINBAND heaters with post terminals and clamp bars. The post terminal thread size is M5X.8. The screw for the clamp bar will be M6X1.0 socket head cap screw. When ordering, specify **metric hardware** required.

Terminations

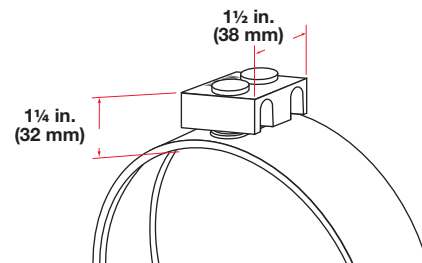
Type T

Stock LA Option

Post terminals provide a quick connection with ring or fork connectors, or buss strips. Threaded 10-24 studs or optional metric (M5X.8) are provided with double nuts and washers. Post terminals have a threaded length of ⅝ in. (14.3 mm) and require 1¼ in. (32 mm) clearance from the cylinder. Maximum amperage for post terminals is 35 amperes and they can withstand up to 45 in.-lbs (61.0 Newton-Meter) of torque. The increased torque is possible due to the unique add-on lead cap design, which makes the cap a separate entity from the heater. This means all of the torque carrying capability is maintained within the cap design, allowing the terminal hardware to be torqued to a specific setting and tested prior to connection to the heater.

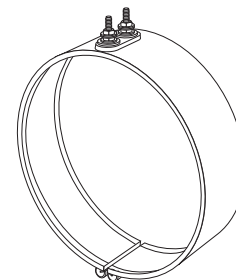
Ceramic Terminal Covers

Stock Option



Code # Z-4919

Ceramic terminal covers are a convenient and economical way to insulate post terminals. They are sized for standard length posts, 10-24 screw thread size. These are supplied as an accessory item and shipped separately. Specify code number **Z-4919** and quantity.



The welded electrical connection to the heater is superior to crimped or staked connections, which can loosen and oxidize during operation. To order, specify **Type T**.

Band/Barrel Heaters

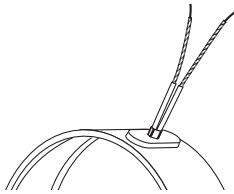
THINBAND Mica Heaters

Terminations (Continued)

Heaters rated at less than 250 volts use UL® approved lead insulation for operations to 482°F (250°C) as standard. Lead insulation UL® rated for operation to 850°F (450°C) may be required in high-temperature applications where the leads are shrouded or enclosed with the heater. All heaters rated at more than 250V~(ac) use this wire.

Type K

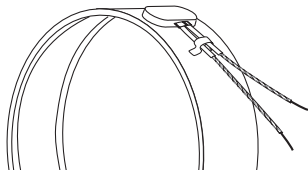
Stock LA Option



Flexible lead wires exit vertically from the heater. These leads can be bent adjacent to the heater for a quick and easy connection. To order, specify **Type K** and length.

Type KR

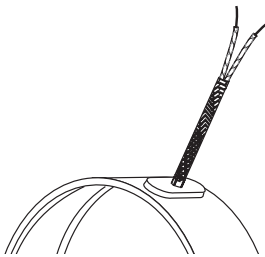
Stock LA Option



Same specifications as Type K except lead wires exit at right angle. To order, specify **Type KR** and length.

Type C

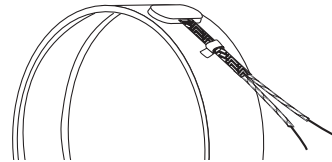
Stock LA Option



Two fiberglass lead wires exit a single tightly woven metal braid for good abrasion protection, lead flexibility and wiring convenience. Leads are 2 in. (51 mm) longer than the braid. To order, specify **Type C** and length.

Type BR

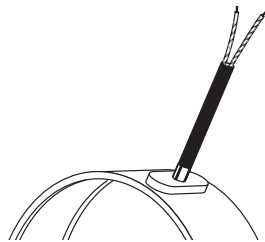
Stock LA Option



Same specifications as Type C except lead wires exit at right angle. To order, specify **Type BR** and length.

Type F

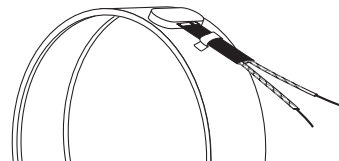
Stock LA Option



Loose fiberglass sleeving encloses two fiberglass leads for additional insulation protection where high temperature or minor abrasion is present. Leads are 2 in. (51 mm) longer than the sleeving. To order, specify **Type F** and length.

Type FR

Stock LA Option



Same specifications as Type F except lead wires exit at right angle. To order, specify **Type FR** and length.

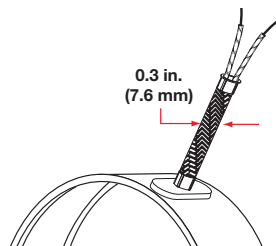
Band/Barrel Heaters

THINBAND Mica Heaters

Terminations (Continued)

Type E

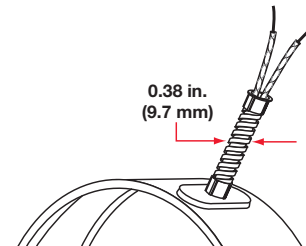
Stock LA Option



Loose metal braid encloses two fiberglass leads for good abrasion protection, lead flexibility and wiring convenience. Leads are 2 in. (51 mm) longer than the braid. To order, specify **Type E** and length.

Type H

Stock LA Option



A stainless steel, flexible conduit encloses the leads for superior mechanical protection where lead abrasion is a particular problem. Leads are 2 in. (51 mm) longer than the conduit. To order, specify **Type H** and length.

Ground Wire or Terminal Stud

Uninsulated 18 gauge ground wire is available on all lead types except post terminals and Type C leads. A 10-24 ground terminal stud has a threaded length of $1\frac{1}{16}$ in. (27 mm). To order, specify **uninsulated ground wire** or **terminal stud**.

Band/Barrel Heaters

THINBAND Mica Heaters

How to Utilize Watlow's Universal THINBAND Barrel Stock Program

Watlow stocks THINBAND barrel heaters ranging in diameters from 3 to 9 in. (76 to 229 mm) in $\frac{1}{4}$ in. (6 mm) increments and widths in $1\frac{1}{2}$, 2 and 3 in. (38, 51 and 76 mm). Watlow can combine these sizes, creating a two-piece assembly ranging from 9 to 18 in. (229 to 457 mm) in diameter, and any combination between 3 and 18 in. (76 and 457 mm) as a two-piece assembly. This versatility should satisfy almost any requirements whether millimeter or inch size barrels.

Regarding possible slight wattage differences from your original heater to your THINBAND replacement you must keep in mind that about 80 percent of the wattage is required to bring the barrel up to temperature. The 20 percent remaining is used to offset radiation and convection heat losses. So if you have a 550 watt heater, there is no harm in using a 500 or 600 watt stock THINBAND barrel heater.

There are three approaches to receiving a THINBAND combination from stock. To illustrate below, there is a customer who needs a 10 in. (254 mm) diameter heater but, neither the size or width needed is in stock.

Solutions

1. Take two 5 in. (127 mm) diameter heaters and curve to a 10 in. (254 mm) diameter. Please note that a QUICK CLAMP has to be added to the order for the heater to fit. This heater is offered next day delivery.
2. Take two THINBAND heaters as noted in #1 but mix each diameter. For example, one 4 in. (102 mm) and one, 6 in. (152 mm) diameter or a $4\frac{3}{4}$ (121 mm) diameter with a $5\frac{1}{4}$ (133 mm) diameter equal 10 in. (254 mm). Again, a QUICK CLAMP is needed. This heater is also offered for next day delivery.
3. Take two THINBANDs as in #1 or #2 but subtract a $\frac{1}{4}$ in. (6 mm) to the diameter and supply without the QUICK CLAMP for same day delivery. For example for a 10 in. (254 mm) diameter, any combination of $9\frac{3}{4}$ in. (248 mm) should be supplied to fit the 10 in. (254 mm) diameter requirement. The selection size has to be reduced by $\frac{1}{4}$ in. (6.4 mm) to ensure a gap when tightening the clamp bars. If this is not done, the bars will touch before the heater can be tightened completely to the barrel. This is only necessary when QUICK CLAMP is not included.

Note: Various diameters and widths of Watlow's unique patented flexible THINBAND barrel heaters are available with LA terminations for shipment faster than any in the market because of Watlow's unique stocking program.

Installation Procedures

1. Install heaters over a clean surface.
2. After installing the unit, begin to tighten the clamp screw. The clamping screw is $\frac{1}{4}$ in.-20 x $1\frac{1}{4}$ in., allen head cap screw. Begin tightening the clamp bars. If the clamp bars appear not to have seated, tap the clamp bars with a small hammer to insure the bars are well seated in the angle formed by the 60° bent tab and the heater.
3. If the bar has multiple screws, alternately tighten the screws as you would the lug nuts on a car wheel to ensure even loading.
4. Torque all screws to approximately 8 ft-lbs.
5. Take a soft rubber mallet and tap gently around the circumference of the heater while tightening the screws. This will ensure the heater fit to the barrel is maximized without any air gaps.
6. When installing terminal lugs, torque the top nuts to 30 in.-lbs. The bottom nut should not be touched as it is factory torqued to 45 in.-lbs. at assembly.
7. Retighten the heater after the heater has operated for a short time. Always make adjustments when the heater and cylinder are cold.

Band/Barrel Heaters

THINBAND Mica Heaters

Stock and Standard Heater Code Numbers

I.D. in. (mm)	Width in. (mm)	Volts	Watts	Watt Density W/in ² (W/cm ²)	1 pc. or 2 pc.	Terminals, Leads and Special Features	Approx. Net Wt. lbs (kg)	Avail.	Code Number	Former Code Number
1 ⁵ / ₁₆ (33.3)	2 (51.0)	240	175	45 (7.0)	1	Mica Band—12 in. Type K	0.2 (0.09)	Standard	BOS2AK1	—
1 (25.0)	1 (25.0)	120	100	44 (6.8)	1	THINBAND—Type A or L	0.2 (0.09)	Stock	STB1A1A1	B1A1AN1
	1 (25.0)	240	100	44 (6.8)	1	THINBAND—Type A or L	0.2 (0.09)	Stock	STB1A1A2	B1A1AN2
	1 (25.0)	120	125	55 ^① (8.5)	1	THINBAND—Type A or L	0.2 (0.09)	Stock	STB1A1A3	B1A1AN3
	1 (25.0)	240	125	55 ^① (8.5)	1	THINBAND—Type A or L	0.2 (0.09)	Stock	STB1A1A4	B1A1AN4
	1½ (38.0)	120	150	44 (6.8)	1	THINBAND—Type A or L	0.2 (0.09)	Standard	STB1A1J1	B1A1JN1
	1½ (38.0)	240	150	44 (6.8)	1	THINBAND—Type A or L	0.2 (0.09)	Stock	STB1A1J2	B1A1JN2
	1½ (38.0)	120	200	59 ^① (9.1)	1	THINBAND—Type A or L	0.2 (0.09)	Stock	STB1A1J3	B1A1JN3
	1½ (38.0)	240	200	59 ^① (9.1)	1	THINBAND—Type A or L	0.2 (0.09)	Stock	STB1A1J4	B1A1JN4
1¼ (32.0)	1½ (41.3)	120	100	54 ^① (8.4)	1	Mica Band—12 in. Type A	0.2 (0.09)	Stock	B1EOLA1	—
	1¼ (32.0)	120	125	33 (5.1)	1	THINBAND—Type A or L	0.2 (0.09)	Stock	STB1E1E1	B1E1EN1
	1¼ (32.0)	240	125	33 (5.1)	1	THINBAND—Type A or L	0.2 (0.09)	Stock	STB1E1E2	B1E1EN2
	1¼ (32.0)	240	75	20 (3.1)	1	THINBAND—Type A or L	0.2 (0.09)	Standard	STB1E1E4	B1E1EN3
	1¼ (32.0)	240	250	67 ^① (10.4)	1	THINBAND—Type A or L	0.2 (0.09)	Stock	STB1E1E3	B1E1EN4
	3 (76.0)	240	150	16 (2.5)	1	THINBAND—Type A or L	0.5 (0.22)	Standard	STB1E3A1	B1E3AN1
	3 (76.0)	240	250	27 (4.2)	1	THINBAND—Type A or L	0.5 (0.22)	Stock	STB1E3A2	B1E3AN2
1½ (34.9)	3 (76.0)	240	300	33 (5.1)	1	THINBAND—Type A or L	0.5 (0.22)	Stock	STB1E3A3	B1E3AN3
	1 (25.0)	120	140	41 (6.4)	1	THINBAND—Type A or L	0.2 (0.09)	Stock	STB1G1A1	B1G1AN1
	2 (51.0)	240	300	51 ^① (7.9)	1	THINBAND—Type A or L	0.3 (0.14)	Stock	STB1G2A1	B1G2AK1
	3½ (89.0)	240	200	17 (2.6)	1	THINBAND—Type A or L	0.6 (0.27)	Standard	STB1G3J1	B1G3JA1
1½ (38.0)	3½ (89.0)	240	250	21 (3.3)	1	THINBAND—Type A or L	0.6 (0.27)	Standard	STB1G3J2	B1G3JA2
	1½ (47.6)	240	100	31 (4.8)	1	Mica Band—Type A or L	0.2 (0.09)	Stock	B1JORN1	—
	1 (25.0)	120	100	26 (4.0)	1	THINBAND—Type A or L	0.2 (0.09)	Stock	STB1J1A1	B1J1AN1
	1 (25.0)	240	100	26 (4.0)	1	THINBAND—Type A or L	0.2 (0.09)	Stock	STB1J1A2	B1J1AN2
	1 (25.0)	120	150	39 (6.0)	1	THINBAND—Type A or L	0.2 (0.09)	Stock	STB1J1A3	B1J1AN3
	1 (25.0)	240	150	39 (6.0)	1	THINBAND—Type A or L	0.2 (0.09)	Stock	STB1J1A4	B1J1AN4
	1 (25.0)	120	200	52 ^① (8.0)	1	THINBAND—Type A or L	0.2 (0.09)	Stock	STB1J1A5	B1J1AN5
	1 (25.0)	240	200	52 ^① (8.0)	1	THINBAND—Type A or L	0.2 (0.09)	Stock	STB1J1A6	B1J1AN6
	1 (25.0)	240	150	40 (6.2)	1	Mica Band—Post Terminals Only w/Strap	0.2 (0.09)	Standard	B1J1AP2	—
	1¼ (32.0)	240	250	52 ^① (8.0)	1	THINBAND—Type A or L	0.2 (0.09)	Stock	STB1J1E1	B1J1EN1
	1½ (38.0)	120	200	35 (5.4)	1	THINBAND—Type A or L	0.3 (0.14)	Standard	STB1J1J1	B1J1JN1
	1½ (38.0)	240	200	35 (5.4)	1	THINBAND—Type A or L	0.3 (0.14)	Stock	STB1J1J2	B1J1JN2
	1½ (38.0)	120	250	43 (6.6)	1	THINBAND—Type A or L	0.3 (0.14)	Stock	STB1J1J3	B1J1JN3
	1½ (38.0)	240	250	43 (6.6)	1	THINBAND—Type A or L	0.3 (0.14)	Stock	STB1J1J4	B1J1JN4
	1½ (38.0)	120	275	48 (7.4)	1	THINBAND—Type A or L	0.3 (0.14)	Stock	STB1J1J5	B1J1JN5
	1½ (38.0)	240	275	48 (7.4)	1	THINBAND—Type A or L	0.3 (0.14)	Stock	STB1J1J6	B1J1JN6
1½ (38.0)	240	300	52 (8.0)	1	THINBAND—Type A or L	0.3 (0.14)	Stock	STB1J1J7	B1J1JN7	
1½ (38.0)	240	200	36 (5.6)	1	Mica Band—Post Terminals Only w/Strap	0.3 (0.14)	Standard	B1J1JP3	—	

CONTINUED

① Watt density is above Watlow recommendations at some common molding temperatures.

Band/Barrel Heaters

THINBAND Mica Heaters

Stock and Standard Heater Code Numbers (Continued)

I.D. in. (mm)	Width in. (mm)	Volts	Watts	Watt Density W/in ² (W/cm ²)	1 pc. or 2 pc.	Terminals, Leads and Special Features	Approx. Net Wt. lbs (kg)	Avail.	Code Number	Former Code Number
1½ (38.0)	1½ (38.0)	240	200	43 (6.6)	1	Mica Band-36 in. Black Glass 90° from Gap	0.3 (0.14)	Stock	B1J1JX1	-
	1½ (38.0)	240	250	45 (7.0)	1	Mica Band-Post Terminals Only w/Strap	0.3 (0.14)	Standard	B1J1JP4	-
	1½ (38.0)	120	275	49 ^① (7.6)	1	Mica Band-Post Terminals Only w/Strap	0.3 (0.14)	Standard	B1J1JP5	-
	1½ (38.0)	240	275	49 ^① (7.6)	1	Mica Band-Post Terminals Only w/Strap	0.3 (0.14)	Standard	B1J1JP6	-
	2 (51.0)	240	300	39 (6.0)	1	THINBAND-Type A or L	0.3 (0.14)	Stock	STB1J2A1	B1J2AN1
	2 (51.0)	240	300	40 (6.2)	1	Mica Band-Post Terminals Only w/Strap	0.3 (0.14)	Standard	B1J2AP1	-
	2½ (64.0)	240	400	42 (6.5)	1	THINBAND-Type A or L	0.5 (0.23)	Stock	STB1J2J1	-
	2½ (64.0)	240	400	43 (6.7)	1	Mica Band-36 in. Type C 90° from Gap	0.5 (0.23)	Stock	B1J2JC1	-
	3 (76.0)	240	350	30 (4.6)	1	THINBAND-Type A or L	0.6 (0.27)	Stock	STB1J3A1	B1J3AN1
	3 (76.0)	240	500	43 (6.7)	1	THINBAND-Type A or L	0.6 (0.27)	Stock	STB1J3A2	B1J3AN2
	3 (76.0)	240	800	69 ^① (10.7)	1	THINBAND-Type A or L	0.6 (0.27)	Stock	STB1J3A3	B1J3AN3
	4 (102.0)	240	600	39 (6.0)	1	THINBAND-Type A or L	0.6 (0.27)	Stock	STB1J4A1	-
1¾ (41.3)	1¾ (41.3)	240	250	49 ^① (7.6)	1	Mica Band-Post Terminals Only w/Strap	0.3 (0.14)	Standard	B1L1EP1	-
	1¾ (41.3)	240	300	59 ^① (9.1)	1	Mica Band-Post Terminals Only w/Strap	0.3 (0.14)	Standard	B1L1EP2	-
	4¼ (108.0)	120	550	30 (4.6)	1	Mica Band-Post Terminals Only w/Strap	0.7 (0.32)	Standard	B1L4ER1	-
1¾ (45.0)	1 (25.0)	240	175	39 (6.0)	1	Mica Band-Post Terminals Only w/Strap	0.3 (0.14)	Standard	B1N1AP1	-
	1½ (38.0)	240	150	22 (3.4)	1	THINBAND-Type A or L	0.3 (0.14)	Stock	STB1N1J1	B1N1JN1
	1½ (38.0)	120	200	29 (4.5)	1	THINBAND-Type A or L	0.3 (0.14)	Stock	STB1N1J2	B1N1JN2
	1½ (38.0)	240	200	29 (4.5)	1	THINBAND-Type A or L	0.3 (0.14)	Standard	STB1N1J3	B1N1JN3/4
	1½ (38.0)	240	225	32 (5.0)	1	THINBAND-Type A or L	0.3 (0.14)	Standard	STB1N1J5	B1N1JN5
	1½ (38.0)	240	250	36 (5.6)	1	Thinband-Type A or L	0.3 (0.14)	Stock	STB1N1J6	B1N1JN6
	1½ (38.0)	120	300	43 (6.7)	1	THINBAND-Type A or L	0.3 (0.14)	Stock	STB1N1J7	B1N1JN7
	1½ (38.0)	240	300	43 (6.7)	1	THINBAND-Type A or L	0.3 (0.14)	Stock	STB1N1J8	B1N1JN8
	1½ (38.0)	240	200	30 (4.6)	1	Mica Band-72 in. Type C	0.3 (0.14)	Standard	B1N1JC3	-
	1½ (38.0)	240	300	44 (6.8)	1	Mica Band-Post Terminals Only w/Strap	0.3 (0.14)	Stock	B1N1JP5	-
	1¾ (47.6)	1 (25.0)	240	140	28 (4.3)	1	THINBAND-Type A or L	0.3 (0.14)	Stock	STB1R1A1
1 (25.0)		240	200	41 (6.4)	1	Mica Band-Post Terminals Only w/Strap	0.3 (0.14)	Standard	B1R1AP1	-
2 (51.0)	1½ (38.0)	120	300	42 (6.5)	1	Mica Band-Post Terminals Only w/Strap	0.3 (0.14)	Stock	B2A1JP1	-
	1½ (38.0)	240	300	42 (6.5)	1	Mica Band-Post Terminals Only w/Strap	0.3 (0.14)	Stock	B2A1JP2	-
2½ (54.0)	1 (25.0)	120	200	34 (5.3)	1	THINBAND-Type A or L	0.3 (0.14)	Stock	STB2C1A1	B2C1AN1
	2 (51.0)	240	200	17 (2.6)	1	THINBAND-Type A or L	0.3 (0.14)	Stock	STB2C2A1	B2C2AN1
2¾ (57.0)	¾ (22.2)	120	215	43 (6.7)	1	Mica Band-Type A or L	0.3 (0.14)	Stock	B2E0RN1	-
	1 (25.0)	120	250	45 ^① (7.0)	1	Mica Band-Post Terminals Only w/Strap	0.3 (0.14)	Standard	B2E1AP1	-
	1 (25.0)	240	250	45 ^① (7.0)	1	Mica Band-Post Terminals Only w/Strap	0.3 (0.14)	Stock	B2E1AP2	-
	2 (51.0)	240	525	47 ^① (7.3)	1	Mica Band-Post Terminals Only w/Strap	0.6 (0.27)	Stock	B2E2AP1	-
	2½ (64.0)	240	500	38 (5.9)	1	Mica Band-36 in. Type K w/sleeving	0.6 (0.27)	Stock	B2E2JK1	-
2¾ (60.4)	1 (25.0)	240	100	17 (2.6)	1	Mica Band-Post Terminals Only w/Strap	0.3 (0.14)	Standard	B2G1AP1	-
	1 (25.0)	240	250	42 (6.5)	1	Mica Band-Post Terminals Only w/Strap	0.3 (0.14)	Stock	B2G1AP2	-
	1 (25.0)	240	275	46 ^① (7.1)	1	Mica Band-Post Terminals Only w/Strap	0.3 (0.14)	Stock	B2G1AP3	-

CONTINUED

① Watt density is above Watlow recommendations at some common molding temperatures.

Band/Barrel Heaters

THINBAND Mica Heaters

Stock and Standard Heater Code Numbers (Continued)

I.D. in. (mm)	Width in. (mm)	Volts	Watts	Watt Density W/in ² (W/cm ²)	1 pc. or 2 pc.	Terminals, Leads and Special Features	Approx. Net Wt. lbs (kg)	Avail.	Code Number	Former Code Number
2½ (64.0)	1 (25.0)	120	300	47 ^① (7.3)	1	Mica Band-Post Terminals Only w/Strap	0.3 (0.14)	Standard	B2J1AP1	-
	1 (25.0)	240	300	47 ^① (7.3)	1	Mica Band-Post Terminals Only w/Strap	0.3 (0.14)	Stock	B2J1AP2	-
	1½ (38.0)	240	200	19 (2.9)	1	THINBAND-Type A or L	0.3 (0.14)	Stock	STB2J1J1	B2J1JN1
	1½ (38.0)	120	300	31 (4.8)	1	THINBAND-All LA Options, except A or L	0.4 (0.18)	Stock	STB2J1J8	B2J1JP1
	1½ (38.0)	240	300	31 (4.8)	1	THINBAND-All LA Options, except A or L	0.4 (0.18)	Stock	STB2J1J9	B2J1JP2
	1½ (38.0)	120	350	37 (5.7)	1	THINBAND-All LA Options, except A or L	0.4 (0.18)	Stock	STB2J1J10	B2J1JP3
	1½ (38.0)	240	350	37 (5.7)	1	THINBAND-All LA Options, except A or L	0.4 (0.18)	Stock	STB2J1J11	B2J1JP4
	2¾ (60.3)	240	550	39 (6.0)	1	THINBAND-All LA Options, except A or L	0.6 (0.27)	Stock	STB2J2G1	B2J2GP1^②
	2¾ (73.0)	240	650	38 (5.9)	1	THINBAND-All LA Options, except A or L	0.7 (0.32)	Stock	STB2J2R1	B2J2RP1^②
	4 (102.0)	240	850	32 (5.0)	1	THINBAND-All LA Options, except A or L	1.0 (0.45)	Stock	STB2J4A2	B2J4AP1^②
	5 (127.0)	240	1150	35 (5.4)	1	THINBAND-All LA Options, except A or L	1.2 (0.32)	Stock	STB2J5A3	B2J5AP1^②
8 (203.0)	240	1800	33 (5.1)	1	Mica Band-Post-T/C Hole at Gap	2.0 (0.91)	Stock	B2J8AP1	-	
2¾ (70.0)	1½ (38.0)	240	400	34 (5.3)	1	THINBAND-Type A or L	0.4 (0.18)	Stock	STB2N1J1	B2N1JN1
3 (76.0)	1 (25.0)	240	200	23 (3.6)	1	THINBAND-Type A or L	0.4 (0.18)	Stock	STB3A1A2	B3A1AN1
	1 (25.0)	240	250	29 (4.5)	1	THINBAND-Type A or L	0.4 (0.18)	Stock	STB3A1A3	B3A1AN2
	1 (25.0)	240	300	35 (5.4)	1	THINBAND-Type A or L	0.4 (0.18)	Stock	STB3A1A4	B3A1AN3
	1 (25.0)	240	300	38 (5.9)	1	Mica Band-Post Terminals Only w/Strap	0.4 (0.18)	Stock	B3A1AP1	-
	1 (25.0)	240	350	44 (6.8)	1	Mica Band-Post Terminals Only w/Strap	0.4 (0.18)	Stock	B3A1AP2	-
	1 (25.0)	240	400	50 ^① (7.7)	1	Mica Band-Post Terminals Only w/Strap	0.4 (0.18)	Stock	B3A1AP4	-
	1½ (38.0)	240	400	31 (4.8)	1	THINBAND-Type A or L	0.5 (0.23)	Standard	STB3A1J5	B3A1JN1
	1½ (38.0)	120	600	47 ^① (7.3)	1	THINBAND-Type A or L	0.5 (0.23)	Stock	STB3A1J6	B3A1JN2
	1½ (38.0)	240	400	32 (5.0)	1	THINBAND-All LA Options, except A or L	0.5 (0.23)	Stock	STB3A1J1	B3A1JP1/C1
	1½ (38.0)	240	450	36 (5.6)	1	THINBAND-All LA Options, except A or L	0.5 (0.23)	Stock	STB3A1J2	B3A1JP2
	1½ (38.0)	120	500	40 (6.2)	1	THINBAND-All LA Options, except A or L	0.5 (0.23)	Stock	STB3A1J3	B3A1JP3
	1½ (38.0)	240	500	40 (6.2)	1	THINBAND-All LA Options, except A or L	0.5 (0.23)	Stock	STB3A1J4	B3A1JP4
	2 (51.0)	240	500	30 (4.6)	1	THINBAND-All LA Options, except A or L	0.8 (0.36)	Stock	STB3A2A1	B3A2AP1
	2 (51.0)	240	600	36 (5.6)	1	THINBAND-All LA Options, except A or L	0.8 (0.36)	Stock	STB3A2A2	B3A2AP2
	2½ (64.0)	240	650	33 (5.1)	1	THINBAND-All LA Options, except A or L	0.8 (0.36)	Stock	STB3A2J7	B3A2JP1
	3 (76.0)	240	750	30 (4.7)	1	THINBAND-All LA Options, except A or L	1.0 (0.45)	Stock	STB3A3A18	
	3½ (79.4)	1 (25.0)	240	400	48 ^① (7.4)	1	Mica Band-Post Terminals Only w/Strap	0.4 (0.18)	Standard	B3C1AP1
3¾ (83.0)	1½ (38.0)	240	400	29 (4.5)	1	THINBAND-All LA Options, except A or L	0.5 (0.23)	Stock	STB3E1J1	B3E1JP1
	2 (51.0)	240	500	27 (4.2)	1	THINBAND-All LA Options, except A or L	0.7 (0.33)	Stock	STB3E2A41	
	3 (76.0)	240	650	24 (3.7)	1	THINBAND-All LA Options, except A or L	1.0 (0.45)	Standard	STB3E3A10	

CONTINUED

① Watt density is above Watlow recommendations at some common molding temperatures.

② Mica band post-thermocouple hole at gap, THINBAND replacement does not include thermocouple hole at gap.

Band/Barrel Heaters

THINBAND Mica Heaters

Stock and Standard Heater Code Numbers (Continued)

I.D. in. (mm)	Width in. (mm)	Volts	Watts	Watt Density W/in ² (W/cm ²)	1 pc. or 2 pc.	Terminals, Leads and Special Features	Approx. Net Wt. lbs (kg)	Avail.	Code Number	Former Code Number
3½ (89.0)	1 (25.0)	120	300	32 (5.0)	1	Mica Band—36 in. Type C	0.5 (0.23)	Stock	B3J1AC1	—
	1½ (38.0)	120	400	27 (4.2)	1	THINBAND—All LA Options, except A or L	0.5 (0.23)	Stock	STB3J1J1	B3J1JP1
	1½ (38.0)	240	500	33 (5.1)	1	THINBAND—All LA Options, except A or L	0.5 (0.23)	Stock	STB3J1J2	B3J1JP3/P2
	2 (51.0)	240	650	33 (5.1)	1	THINBAND—All LA Options, except A or L	0.7 (0.32)	Stock	STB3J2A1	B3J2AP1
	2½ (64.0)	240	750	30 (4.6)	1	THINBAND—All LA Options, except A or L	0.8 (0.36)	Stock	STB3J2J1	B3J2JP1
	3 (76.0)	240	750	25 (3.9)	1	THINBAND—All LA Options, except A or L	1.1 (0.54)	Stock	STB3J3A31	
3¾ (95.0)	1 (25.0)	240	350	34 (5.3)	1	Mica Band—Post Terminals Only w/Strap	0.5 (0.23)	Stock	B3N1AP1	—
	1 (25.0)	120/240	350	40 (6.2)	2	Mica Band—Post Terminals Only w/Strap	0.5 (0.23)	Standard	B3N1AP2	—
	1½ (38.0)	240	700	43 ^① (6.7)	1	THINBAND—All LA Options, except A or L	0.6 (0.27)	Stock	STB3N1J1	B3N1JP1
	2 (51.0)	240	600	28 (4.4)	1	THINBAND—All LA Options, except A or L	0.8 (0.36)	Stock	STB3N2A17	
	2½ (64.0)	240	850	33 (5.1)	1	THINBAND—All LA Options, except A or L	1.0 (0.45)	Stock	STB3N2J1	B3N2JP1
	3 (76.0)	240	900	28 (4.4)	1	THINBAND—All LA Options, except A or L	1.2 (0.58)	Stock	STB3N3A5	
4 (102.0)	1 (25.0)	240	625	55 ^① (8.5)	1	Mica Band—Post Terminals Only w/Strap	0.7 (0.32)	Stock	B4A1AP1	—
	1½ (38.0)	240	550	32 (5.0)	1	THINBAND—All LA Options, except A or L	0.6 (0.27)	Stock	STB4A1J1	B4A1JP1/2
	1½ (38.0)	240	750	43 (6.5)	1	THINBAND—All LA Options, except A or L	0.6 (0.27)	Stock	STB4A1J2	B4A1JP4
	1½ (38.0)	240	650	37 (5.7)	1	THINBAND—All LA Options, except A or L	0.6 (0.27)	Stock	STB4A1J3	B4A1JP3
	2 (51.0)	240	550	24 (3.7)	1	THINBAND—All LA Options, except A or L	0.8 (0.36)	Stock	STB4A2A1	B4A2AP1
	2 (51.0)	240	800	35 (5.4)	1	THINBAND—All LA Options, except A or L	0.8 (0.36)	Stock	STB4A2A2	B4A2AP2
	3 (76.0)	240	1000	29 (4.5)	1	THINBAND—All LA Options, except A or L	1.2 (0.58)	Stock	STB4A3A31	
4¼ (108.0)	1½ (38.0)	240	550	30 (4.7)	1	THINBAND—All LA Options, except A or L	0.7 (0.32)	Stock	STB4E1J13	
	2 (51.0)	240	700	28 (4.4)	1	THINBAND—All LA Options, except A or L	0.8 (0.36)	Stock	STB4E2A20	
	3 (76.0)	240	900	24 (3.7)	1	THINBAND—All LA Options, except A or L	1.2 (0.58)	Stock	STB4E3A9	
4½ (114.0)	1 (25.0)	240	350	28 (4.3)	1	Mica Band—Post Terminals Only w/Strap	0.6 (0.27)	Stock	B4J1AP1	—
	1½ (38.0)	240	650	33 (5.1)	1	THINBAND—All LA Options, except A or L	0.7 (0.32)	Stock	STB4J1J1	B4J1JP2/3
	1½ (38.0)	240	400	20 (3.1)	1	THINBAND—All LA Options, except A or L	0.7 (0.32)	Stock	STB4J1J2	B4J1JP1
	2 (51.0)	240	500	19 (2.9)	1	THINBAND—All LA Options, except A or L	0.9 (0.41)	Stock	STB4J2A1	B4J2AP1
	2½ (64.0)	240	1000	35 (5.4)	1	THINBAND—All LA Options, except A or L	1.0 (0.45)	Stock	STB4J2J1	B4J2JC1
	3 (76.0)	240	1200	30 (4.7)	1	THINBAND—All LA Options, except A or L	1.2 (0.58)	Stock	STB4J3A26	
4¾ (121.0)	1½ (38.0)	240	600	29 (4.5)	1	THINBAND—All LA Options, except A or L	0.7 (0.32)	Stock	STB4N1J1	—
	1½ (38.0)	480	600	29 (4.5)	1	THINBAND—All LA Options, except A or L	0.7 (0.32)	Stock	STB4N1J2	—
	1½ (38.0)	240	650	31 (4.8)	1	THINBAND—All LA Options, except A or L	0.7 (0.32)	Stock	STB4N1J3	B4N1JP2
	2 (51.0)	240	800	29 (4.5)	1	THINBAND—All LA Options, except A or L	0.9 (0.41)	Stock	STB4N2A11	
	2 (51.0)	480	800	29 (4.5)	1	THINBAND—All LA Options, except A or L	0.9 (0.41)	Stock	STB4N2A12	
	3 (76.0)	240	1100	26 (4.1)	1	THINBAND—All LA Options, except A or L	1.4 (0.64)	Stock	STB4N3A12	
	3 (76.0)	480	1100	26 (4.1)	1	THINBAND—All LA Options, except A or L	1.4 (0.64)	Stock	STB4N3A13	

CONTINUED

① Watt density is above Watlow recommendations at some common molding temperatures.

Band/Barrel Heaters

THINBAND Mica Heaters

Stock and Standard Heater Code Numbers (Continued)

I.D. in. (mm)	Width in. (mm)	Volts	Watts	Watt Density W/in ² (W/cm ²)	1 pc. or 2 pc.	Terminals, Leads and Special Features	Approx. Net Wt. lbs (kg)	Avail.	Code Number	Former Code Number
4½ (123.8)	1½ (38.0)	240	900	42 (6.50)	1	THINBAND-All LA Options, except A or L	0.7 (0.32)	Stock	STB4R1J1	B4R1JP1
	2 (51.0)	240	650	23 (3.60)	1	THINBAND-All LA Options, except A or L	0.9 (0.41)	Stock	STB4R2A1	B4R2AP1
	2 (51.0)	240/480	760	28 (4.30)	2	Mica Band-Post (2 on 1)	0.9 (0.41)	Standard	B4R2AR1	-
	2 (51.0)	240	760	27 (4.20)	1	THINBAND-All LA Options, except A or L	0.9 (0.41)	Stock	STB4R2A2	-
	2 (51.0)	480	760	27 (4.20)	1	THINBAND-All LA Options, except A or L	0.9 (0.41)	Stock	STB4R2A3	-
5 (127.0)	1½ (38.0)	240	700	32 (5.00)	1	THINBAND-All LA Options, except A or L	0.7 (0.32)	Stock	STB5A1J1	B5A1JP1/2
	1½ (38.0)	240	900	41 (6.40)	1	THINBAND-All LA Options, except A or L	0.7 (0.32)	Stock	STB5A1J2	B5A1JP3
	2 (51.0)	240	900	30 (4.65)	1	THINBAND-All LA Options, except A or L	0.9 (0.41)	Stock	STB5A2A27	
	2 (51.0)	480	900	30 (4.65)	1	THINBAND-All LA Options, except A or L	0.9 (0.41)	Stock	STB5A2A28	
	3 (76.0)	240	850	20 (3.10)	1	THINBAND-All LA Options, except A or L	1.4 (0.64)	Stock	STB5A3A5	B5A3AP1
	3¼ (83.0)	240	1250	26 (4.00)	1	THINBAND-All LA Options, except A or L	1.5 (0.68)	Stock	STB5A3E1	B5A3ER1
5½ (130.2)	1½ (38.0)	240	900	42 ^① (6.50)	1	THINBAND-All LA Options, except A or L	0.7 (0.32)	Stock	STB5C1J2	B5C1JP1
5¼ (133.0)	1 (25.0)	240	500	33 (5.10)	1	Mica Band-72 in. (Type C-180° from ¼ in. Gap)	0.7 (0.32)	Stock	B5E1AC1	-
	1½ (38.0)	240/480	600	30 (4.60)	2	Mica Band-Post Terminals Only w/Strap	0.8 (0.36)	Standard	B5E1JP2	-
	1½ (38.0)	240	600	26 (4.00)	1	THINBAND-All LA Options, except A or L	0.8 (0.36)	Stock	STB5E1J1	B5E1JP1
	1½ (38.0)	480	600	43 ^① (6.70)	1	THINBAND-All LA Options, except A or L	0.8 (0.36)	Stock	STB5E1J5	-
	1½ (38.0)	240	1000	43 ^① (6.70)	1	THINBAND-All LA Options, except A or L	0.8 (0.36)	Stock	STB5E1J2	B5E1JP3
	2 (51.0)	240	1000	33 ^① (5.10)	1	THINBAND-All LA Options, except A or L	0.9 (0.41)	Stock	STB5E2A1	B5E2AP1
	3 (76.0)	240	1200	26 (4.08)	1	THINBAND-All LA Options, except A or L	1.4 (0.64)	Stock	STB5E3A14	
5½ (140.0)	3 (76.0)	480	1200	26 (4.08)	1	THINBAND-All LA Options, except A or L	1.4 (0.64)	Stock	STB5E3A15	
	1½ (38.0)	240	800	33 (5.10)	1	THINBAND-All LA Options, except A or L	0.8 (0.36)	Stock	STB5J1J1	B5J1JP1/2
	1½ (38.0)	240	900	37 (5.70)	1	THINBAND-All LA Options, except A or L	0.8 (0.36)	Stock	STB5J1J2	B5J1JP3
	2 (51.0)	240	1000	30 (4.65)	1	THINBAND-All LA Options, except A or L	0.9 (0.41)	Stock	STB5J2A23	
	2 (51.0)	480	1000	30 (4.65)	1	THINBAND-All LA Options, except A or L	0.9 (0.41)	Stock	STB5J2A24	
	3 (76.0)	240	1500	30 (4.65)	1	THINBAND-All LA Options, except A or L	1.6 (0.72)	Stock	STB5J3A19	
5¾ (146.0)	3 (76.0)	480	1500	30 (4.65)	1	THINBAND-All LA Options, except A or L	1.6 (0.72)	Stock	STB5J3A20	
	1½ (38.0)	240	750	29 (4.50)	1	THINBAND-All LA Options, except A or L	0.9 (0.41)	Stock	STB5N1J17	
	1½ (38.0)	480	750	29 (4.50)	1	THINBAND-All LA Options, except A or L	0.9 (0.41)	Standard	STB5N1J18	
	2 (51.0)	240	1000	30 (4.65)	1	THINBAND-All LA Options, except A or L	1.0 (0.45)	Stock	STB5N2A5	
	2 (51.0)	480	1000	30 (4.65)	1	THINBAND-All LA Options, except A or L	1.0 (0.45)	Standard	STB5N2A6	
	3 (76.0)	240	1500	30 (4.65)	1	THINBAND-All LA Options, except A or L	1.8 (0.82)	Stock	STB5N3A8	
6 (152.0)	3 (76.0)	480	1500	30 (4.65)	1	THINBAND-All LA Options, except A or L	1.8 (0.82)	Stock	STB5N3A9	
	1¼ (34.9)	120/240	950	43 ^① (6.70)	2	Mica Band-Post Terminals Only w/Strap	0.9 (0.41)	Standard	B6A1GP1	-
	1½ (38.0)	240	600	22 (3.40)	1	THINBAND-All LA Options, except A or L	0.9 (0.41)	Stock	STB6A1J1	B6A1JP1
	1½ (38.0)	240	850	32 (5.00)	1	THINBAND-All LA Options, except A or L	0.9 (0.41)	Stock	STB6A1J2	B6A1JP2/3
	1½ (38.0)	240	1000	37 (5.70)	1	THINBAND-All LA Options, except A or L	0.9 (0.41)	Stock	STB6A1J3	B6A1JP4

CONTINUED

① Watt density is above Watlow recommendations at some common molding temperatures.

Band/Barrel Heaters

THINBAND Mica Heaters

Stock and Standard Heater Code Numbers (Continued)

I.D. in. (mm)	Width in. (mm)	Volts	Watts	Watt Density W/in ² (W/cm ²)	1 pc. or 2 pc.	Terminals, Leads and Special Features	Approx. Net Wt. lbs (kg)	Avail.	Code Number	Former Code Number
6 (152.0)	2 (51.0)	240	1000	28 (4.3)	1	THINBAND—All LA Options, except A or L	0.8 (0.36)	Stock	STB6A2A36	
	2 (51.0)	480	1000	28 (4.3)	1	THINBAND—All LA Options, except A or L	0.8 (0.36)	Stock	STB6A2A37	
	2½ (64.0)	240	1450	34 (5.3)	1	THINBAND—All LA Options, except A or L	1.5 (0.68)	Stock	STB6A2J3	B6A2JP1
	3 (76.0)	240/480	1400	27 (4.2)	2	Mica Band—Post (2 on 1)	1.6 (0.73)	Stock	B6A3AR1	—
	3 (76.0)	240	1400	26 (4.0)	1	THINBAND—All LA Options, except A or L	1.6 (0.73)	Stock	STB6A3A1	—
	3 (76.0)	480	1400	26 (4.0)	1	THINBAND—All LA Options, except A or L	1.6 (0.73)	Stock	STB6A3A2	—
6¼ (159.0)	1½ (38.0)	240	850	30 (4.7)	1	THINBAND—All LA Options, except A or L	0.9 (0.41)	Standard	STB6E1J10	
	1½ (38.0)	480	850	30 (4.7)	1	THINBAND—All LA Options, except A or L	0.9 (0.41)	Standard	STB6E1J11	
	2 (51.0)	240	1000	27 (4.2)	1	THINBAND—All LA Options, except A or L	1.0 (0.46)	Stock	STB6E2A5	
	2 (51.0)	480	1000	27 (4.2)	1	THINBAND—All LA Options, except A or L	1.0 (0.46)	Standard	STB6E2A6	
	3 (76.0)	240/480	1500	29 (4.5)	2	Mica Band—Post (2 on 1)	1.8 (0.82)	Stock	B6E3AR1	—
	3 (76.0)	240	1500	27 (4.2)	1	THINBAND—All LA Options, except A or L	1.8 (0.82)	Stock	STB6E3A1	—
6⅝ (160.3)	3 (76.0)	480	1500	27 (4.2)	1	THINBAND—All LA Options, except A or L	1.8 (0.82)	Stock	STB6E3A2	—
	3 (76.0)	240/480	1250	25 (3.9)	2	Mica Band—Post Terminals Only w/Strap	1.8 (0.82)	Standard	B6F3AP1	—
	3 (76.0)	240	1250	22 (3.4)	1	THINBAND—All LA Options, except A or L	1.8 (0.82)	Stock	STB6F3A1	—
6½ (165.0)	3 (76.0)	480	1250	22 (3.4)	1	THINBAND—All LA Options, except A or L	1.8 (0.82)	Stock	STB6F3A2	—
	1½ (38.0)	240	900	31 (4.8)	1	THINBAND—All LA Options, except A or L	0.9 (0.41)	Stock	STB6J1J1	B6J1JP1/2
	1½ (38.0)	240	950	33 (5.1)	1	THINBAND—All LA Options, except A or L	0.9 (0.41)	Stock	STB6J1J2	B6J1P3
	2 (51.0)	240	1000	26 (3.9)	1	THINBAND—All LA Options, except A or L	1.2 (0.54)	Stock	STB6J2A1	B6J2AP1
	3 (76.0)	240	1400	24 (3.7)	1	THINBAND—All LA Options, except A or L	1.8 (0.82)	Stock	STB6J3A13	
6¾ (168.0)	3 (76.0)	480	1400	24 (3.7)	1	THINBAND—All LA Options, except A or L	1.8 (0.82)	Stock	STB6J3A14	
	4½ (114.0)	240	2300	26 (4.0)	1	THINBAND—All LA Options, except A or L	2.8 (1.27)	Stock	STB6L4J1	B6L4JR1
6¾ (172.0)	1½ (38.0)	240	1000	33 (5.1)	1	THINBAND—All LA Options, except A or L	1.0 (0.46)	Stock	STB6N1J1	B6N1JP2
	1½ (38.0)	240	750	25 (3.9)	1	THINBAND—All LA Options, except A or L	1.0 (0.46)	Stock	STB6N1J2	B6N1JP1
	1½ (38.0)	240	1150	38 (5.9)	1	THINBAND—All LA Options, except A or L	1.0 (0.46)	Stock	STB6N1J3	B6N1JP3
	2 (51.0)	240	1300	32 (5.0)	1	THINBAND—All LA Options, except A or L	1.3 (0.59)	Stock	STB6N2A1	B6N2AP1/2
	3 (76.0)	240	2000	33 (5.1)	1	THINBAND—All LA Options, except A or L	2.0 (0.90)	Stock	STB6N3A7	
	3 (76.0)	480	2000	33 (5.1)	1	THINBAND—All LA Options, except A or L	2.0 (0.90)	Stock	STB6N3A8	
7 (178.0)	1½ (38.0)	240	950	30 (4.6)	1	THINBAND—All LA Options, except A or L	1.0 (0.46)	Stock	STB7A1J1	B7A1JP1
	1½ (38.0)	240	1100	35 (5.4)	1	THINBAND—All LA Options, except A or L	1.0 (0.46)	Stock	STB7A1J2	B7A1JP2
	2 (51.0)	240	1100	26 (4.1)	1	THINBAND—All LA Options, except A or L	1.3 (0.59)	Stock	STB7A2A16	
	2 (51.0)	480	1100	26 (4.1)	1	THINBAND—All LA Options, except A or L	1.3 (0.59)	Stock	STB7A2A17	
	3 (76.0)	230/460	1650	28 (4.3)	2	Mica Band—Post (2 on 1)	2.0 (0.90)	Stock	B7A3AR1	—
	3 (76.0)	230	1650	26 (4.0)	1	THINBAND—All LA Options, except A or L	2.0 (0.90)	Stock	STB7A3A1	—
	3 (76.0)	460	1650	26 (4.0)	1	THINBAND—All LA Options, except A or L	2.0 (0.90)	Stock	STB7A3A2	—

CONTINUED

Band/Barrel Heaters

THINBAND Mica Heaters

Stock and Standard Heater Code Numbers (Continued)

I.D. in. (mm)	Width in. (mm)	Volts	Watts	Watt Density W/in ² (W/cm ²)	1 pc. or 2 pc.	Terminals, Leads and Special Features	Approx. Net Wt. lbs (kg)	Avail.	Code Number	Former Code Number
7¼ (184.0)	1½ (38.0)	240	1000	30 (4.7)	1	THINBAND-All LA Options, except A or L	1.1 (0.50)	Stock	STB7E1J9	
	1½ (38.0)	480	1000	30 (4.7)	1	THINBAND-All LA Options, except A or L	1.1 (0.50)	Standard	STB7E1J10	
	2 (51.0)	240	1200	27 (4.2)	1	THINBAND-All LA Options, except A or L	1.5 (0.65)	Stock	STB7E2A10	
	2 (51.0)	480	1200	27 (4.2)	1	THINBAND-All LA Options, except A or L	1.5 (0.65)	Stock	STB7E2A11	
	3 (76.0)	240	1800	27 (4.2)	1	THINBAND-All LA Options, except A or L	2.2 (1.00)	Stock	STB7E3A3	
	3 (76.0)	480	1800	27 (4.2)	1	THINBAND-All LA Options, except A or L	2.2 (1.00)	Stock	STB7E3A4	
7½ (191.0)	1 (25.0)	120/240	700	35 (5.4)	2	Mica Band-Post Terminals Only w/Strap	1.0 (0.45)	Standard	B7J1AP1	-
	1½ (38.0)	240	1000	30 (4.7)	1	THINBAND-All LA Options, except A or L	1.1 (0.50)	Stock	STB7J1J1	B7J1JP1
	1½ (38.0)	240	1200	35 (5.4)	1	THINBAND-All LA Options, except A or L	1.1 (0.50)	Stock	STB7J1J2	B7J1JP2
	2 (51.0)	240	1200	27 (4.2)	1	THINBAND-All LA Options, except A or L	2.0 (0.90)	Stock	STB7J2A13	
	2 (51.0)	480	1200	27 (4.2)	1	THINBAND-All LA Options, except A or L	2.0 (0.90)	Stock	STB7J2A14	
	3 (76.0)	240/480	1800	28 (4.3)	2	Mica Band-Post (2 on 1)	2.4 (1.08)	Standard	B7J3AR1	-
	3 (76.0)	240	1800	27 (4.2)	1	THINBAND-All LA Options, except A or L	2.4 (1.08)	Stock	STB7J3A1	-
	3 (76.0)	480	1800	27 (4.2)	1	THINBAND-All LA Options, except A or L	2.4 (1.08)	Stock	STB7J3A2	-
	3 (76.0)	480	1800	27 (4.2)	1	THINBAND-All LA Options, except A or L	2.4 (1.08)	Stock	STB7N1J10	
7¾ (197.0)	1½ (38.0)	240	1000	29 (4.5)	1	THINBAND-All LA Options, except A or L	1.2 (0.58)	Stock	STB7N1J11	
	1½ (38.0)	480	1000	29 (4.5)	1	THINBAND-All LA Options, except A or L	1.2 (0.58)	Stock	STB7N1J11	
	2 (51.0)	240	1300	28 (4.3)	1	THINBAND-All LA Options, except A or L	2.1 (0.95)	Stock	STB7N2A2	
	2 (51.0)	480	1300	28 (4.3)	1	THINBAND-All LA Options, except A or L	2.1 (0.95)	Stock	STB7N2A3	
	3 (76.0)	240	2000	29 (4.5)	1	THINBAND-All LA Options, except A or L	2.3 (1.10)	Stock	STB7N3A22	
	3 (76.0)	480	2000	29 (4.5)	1	THINBAND-All LA Options, except A or L	2.3 (1.10)	Stock	STB7N3A23	
8 (203.0)	1½ (38.0)	240	950	26 (4.0)	1	THINBAND-All LA Options, except A or L	1.1 (0.50)	Stock	STB8A1J1	B8A1JP1
	1½ (38.0)	240/480	1200	36 (5.6)	2	Mica Band-Post Terminals Only w/Strap	1.1 (0.50)	Standard	B8A1JP3	-
	1½ (38.0)	240	1200	33 (5.1)	1	THINBAND-All LA Options, except A or L	1.1 (0.50)	Stock	STB8A1J2	B8A1JP2
	1½ (38.0)	480	1200	33 (5.1)	1	THINBAND-All LA Options, except A or L	1.1 (0.50)	Stock	STB8A1J3	-
	1½ (38.0)	240	1400	39 ^① (6.0)	1	THINBAND-All LA Options, except A or L	1.1 (0.50)	Stock	STB8A1J4	B8A1JP4
	2 (51.0)	240	1500	30 (4.7)	1	THINBAND-All LA Options, except A or L	1.5 (0.65)	Stock	STB8A2A20	
	2 (51.0)	480	1500	30 (4.7)	1	THINBAND-All LA Options, except A or L	1.5 (0.65)	Stock	STB8A2A21	
	3 (76.0)	240/480	2250	33 (5.1)	2	Mica Band-Post (2 on 1)	2.6 (1.18)	Stock	B8A3AR1	-
	3 (76.0)	240	2250	31 (4.8)	1	THINBAND-All LA Options, except A or L	2.6 (1.18)	Stock	STB8A3A1	-
3 (76.0)	480	2250	31 (4.8)	1	THINBAND-All LA Options, except A or L	2.6 (1.18)	Stock	STB8A3A2	-	
8¼ (210.0)	1½ (38.0)	240	1100	30 (4.7)	1	THINBAND-All LA Options, except A or L	1.2 (0.58)	Standard	STB8E1J5	
	1½ (38.0)	480	1100	30 (4.7)	1	THINBAND-All LA Options, except A or L	1.2 (0.58)	Standard	STB8E1J6	
	2 (51.0)	240	1500	30 (4.7)	1	THINBAND-All LA Options, except A or L	2.3 (1.10)	Stock	STB8E2A8	
	2 (51.0)	480	1500	30 (4.7)	1	THINBAND-All LA Options, except A or L	2.3 (1.10)	Stock	STB8E2A9	
	3 (76.0)	240	2000	27 (4.2)	1	THINBAND-All LA Options, except A or L	2.6 (1.18)	Stock	STB8E3A10	
	3 (76.0)	480	2000	27 (4.2)	1	THINBAND-All LA Options, except A or L	2.6 (1.18)	Stock	STB8E3A11	
	4 (102.0)	240/480	3000	31 (4.8)	2	Mica Band-Post Terminals Only w/Strap	3.0 (1.36)	Stock	B8E4AP1	-
	4 (102.0)	240	3000	30 (4.7)	1	THINBAND-All LA Options, except A or L	3.0 (1.36)	Stock	STB8E4A1	-
4 (102.0)	480	3000	30 (4.7)	1	THINBAND-All LA Options, except A or L	3.0 (1.36)	Stock	STB8E4A2	-	

CONTINUED

① Watt density is above Watlow recommendations at some common molding temperatures.

Band/Barrel Heaters

THINBAND Mica Heaters

Stock and Standard Heater Code Numbers (Continued)

I.D. in. (mm)	Width in. (mm)	Volts	Watts	Watt Density W/in ² (W/cm ²)	1 pc. or 2 pc.	Terminals, Leads and Special Features	Approx. Net Wt. lbs (kg)	Avail.	Code Number	Former Code Number
8½ (216.0)	1½ (38.0)	240	1200	31 (4.8)	1	THINBAND–All LA Options, except A or L	1.2 (0.55)	Stock	STB8J1J1	B8JIJP1
	1½ (38.0)	480	1200	30 (4.7)	1	THINBAND–All LA Options, except A or L	1.2 (0.55)	Stock	STB8J1J21	
	2 (51.0)	240	1600	31 (4.8)	1	THINBAND–All LA Options, except A or L	1.6 (0.73)	Stock	STB8J2A1	B8J2AP1
	2 (51.0)	480	1600	30 (4.7)	1	THINBAND–All LA Options, except A or L	1.6 (0.73)	Stock	STB8J2A12	
	3 (76.0)	240	2500	32 (5.0)	1	THINBAND–Post Terminals Only	2.4 (1.08)	Stock	STB8J3A14	
	3 (76.0)	480	2500	32 (5.0)	1	THINBAND–All LA Options, except A or L	2.4 (1.08)	Stock	STB8J3A15	
8¾ (222.0)	1½ (38.0)	240	1200	30 (4.7)	1	THINBAND–All LA Options, except A or L	1.3 (0.61)	Stock	STB8N1J10	
	1½ (38.0)	480	1200	30 (4.7)	1	THINBAND–All LA Options, except A or L	1.3 (0.61)	Stock	STB8N1J11	
	2 (51.0)	240	1600	30 (4.7)	1	THINBAND–All LA Options, except A or L	1.5 (0.68)	Stock	STB8N2A10	
	2 (51.0)	480	1600	30 (4.7)	1	THINBAND–All LA Options, except A or L	1.5 (0.68)	Stock	STB8N2A11	
	3 (76.0)	240/480	2000	27 (4.2)	2	Mica Band–Post (2 on 1)	2.7 (1.22)	Stock	B8N3AR1	–
	3 (76.0)	240	2000	25 (3.9)	1	THINBAND–All LA Options, except A or L	2.7 (1.22)	Stock	STB8N3A1	–
9 (229.0)	1½ (38.0)	240	1300	32 (5.0)	1	THINBAND–All LA Options, except A or L	1.3 (0.61)	Stock	STB9A1J1	B9A1JP1
	1½ (38.0)	240/480	1500	40 [Ⓟ] (6.2)	2	Mica Band–Post Terminals Only w/Strap	1.3 (0.61)	Standard	B9A1JP3	–
	1½ (38.0)	240	1500	37 [Ⓟ] (5.7)	1	THINBAND–All LA Options, except A or L	1.3 (0.61)	Stock	STB9A1J2	B9A1JP2
	1½ (38.0)	480	1500	37 [Ⓟ] (5.7)	1	THINBAND–All LA Options, except A or L	1.3 (0.61)	Stock	STB9A1J3	–
	2 (51.0)	240	1800	33 (5.1)	1	THINBAND–All LA Options, except A or L	1.5 (0.68)	Stock	STB9A2A1	B9A2AP1
	2 (51.0)	480	1800	33 (5.1)	1	THINBAND–All LA Options, except A or L	1.5 (0.68)	Stock	STB9A2A20	
	3 (76.0)	240	2500	30 (4.7)	1	THINBAND–Post Terminals Only	2.6 (1.18)	Stock	STB9A3A18	
	3 (76.0)	480	2500	30 (4.7)	1	THINBAND–All LA Options, except A or L	2.6 (1.18)	Stock	STB9A3A19	
9½ (241.0)	2 (51.0)	240	1800	32 (5.0)	1	THINBAND–All LA Options, except A or L	1.7 (0.77)	Stock	STB9J2A1	B9J2AP1
	3 (76.0)	240/480	2000	24 (3.7)	2	Mica Band–Post (2 on 1)	2.8 (1.27)	Standard	B9J3AR1	–
	3 (76.0)	240	2000	23 (3.6)	1	THINBAND–All LA Options, except A or L	2.8 (1.27)	Stock	STB9J3A1	–
	3 (76.0)	480	2000	23 (3.6)	1	THINBAND–All LA Options, except A or L	2.8 (1.27)	Stock	STB9J3A2	–
9¾ (244.5)	3 (76.0)	240/480	3000	37 (5.7)	2	Mica Band–Post Terminals Only w/Strap	2.7 (1.22)	Stock	B9L3AP2	–
	3 (76.0)	480	3000	34 (5.3)	1	THINBAND–All LA Options, except A or L	2.8 (1.27)	Stock	STB9L3A4	–
9¾ (248.0)	2 (51.0)	240	2000	34 (5.3)	1	THINBAND–All LA Options, except A or L	1.9 (0.86)	Stock	STB9N2A1	B9N2AP1
10 (254.0)	1½ (38.0)	240	1400	31 (4.8)	1	THINBAND–All LA Options, except A or L	1.5 (0.68)	Stock	STB10A1J1	B10A1JP1
10¼(260.0)	4 (102.0)	240/480	3000	25 (3.9)	2	Mica Band–Post Terminals Only w/Strap	3.9 (1.77)	Stock	B10E4AP1	–
11 (279.0)	1½ (38.0)	240	1600	32 (5.0)	1	THINBAND–All LA Options, except A or L	1.7 (0.77)	Stock	STB11A1J1	B11A1JP1
	2 (51.0)	240	2000	30 (4.7)	1	THINBAND–All LA Options, except A or L	2.1 (1.95)	Stock	STB11A2A1	B11A2AP1
12 (305.0)	2 (51.0)	240/480	2300	33 (5.1)	2	Mica Band–Post Terminals Only w/Strap	2.3 (1.04)	Stock	B12A2AP2	–

① Watt density is above Watlow recommendations at some common molding temperatures.

Band/Barrel Heaters

THINBAND Mica Heaters

How to Order

To order stock THINBAND or standard mica band, specify:

- Watlow code number
- Termination type(s)
- Lead lengths
- Quantity

Notes:

- Post terminals are provided unless otherwise specified.
- On Types A, L and K, 12 in. (305 mm) in lead length will be supplied unless otherwise specified.
- On Types E, C, F and H, 14 in. (356 mm) in lead length will be supplied unless otherwise specified.
- On Types A, E, C, F and H, leads will be 2 in. (51 mm) longer than the protective covering unless otherwise specified.
- All LA termination options will be 180° from the gap unless otherwise specified.
- Stock LA termination options can only be supplied with LA termination 180° from the gap.
- For THINBAND heaters higher than 8.5 amperes, contact your Watlow representative.

Availability

- **Stock:** Same day shipment
- **Made-to-Order:** If our stock units do not meet your application needs, Watlow can manufacture to your special requirements. Please contact your Watlow representative for price and delivery of made-to-order items.

